

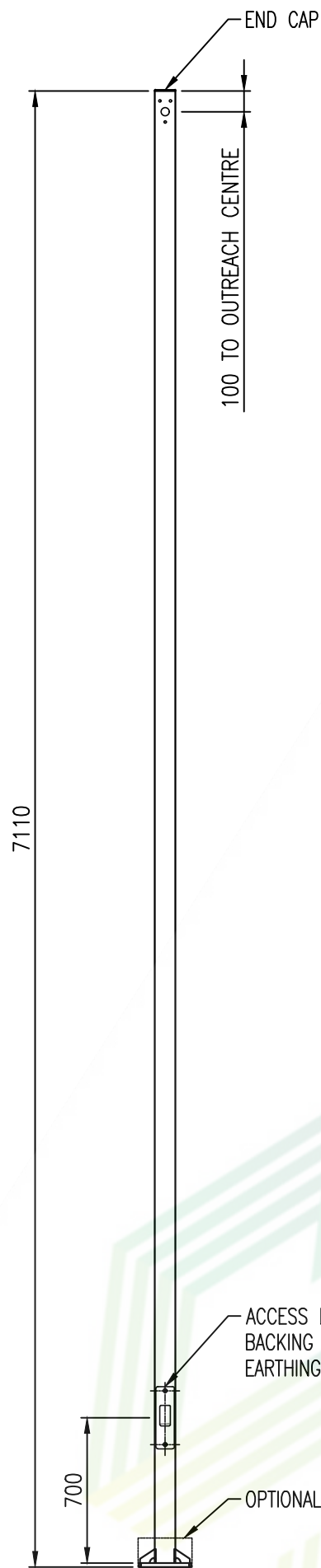
THIS POLE IS RATED FOR A COMBINED LOADING OF 25KG WITH UP TO A 0.3m² SAIL AREA (SEE DESIGN PARAMETERS BELOW)

IF YOU REQUIRE A GREATER LOADING OR ARE OUTSIDE OF THE DESIGN PARAMETERS PLEASE CONTACT SPUNLITE POLES TO CHECK CALCULATIONS

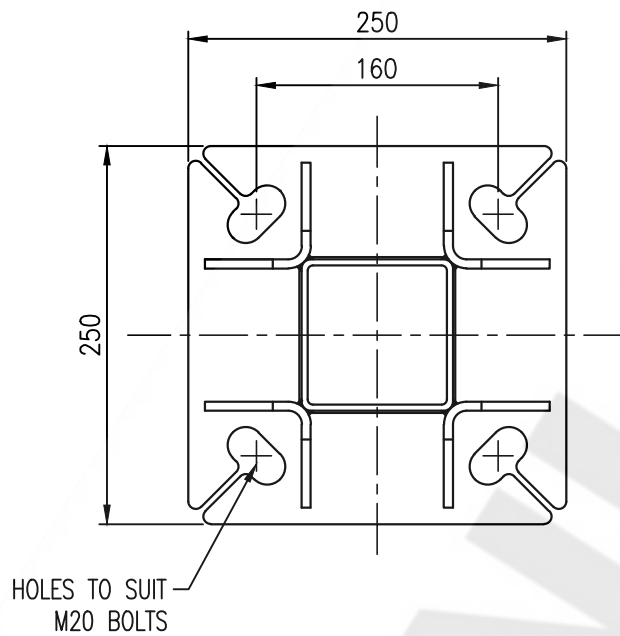
Structural Notes

- Minimum Ultimate soil bearing pressure to be 100 kPa and Ultimate Shear Capacity of 40 kPa (a site evaluation by a qualified Civil/Geotechnical Engineer is advisable).
- Client to provide orientation and location.
- Client to provide conduit for cable entry as required.
- Contractor to check location of all services before commencing work.
- Hot dip galvanizing to AS/NZS 4680:2006 after fabrication.
- Only approved light fittings may be used, no additional attachments can be placed on pole without Spunlite's approval (maximum light size = 0.30m² with a cd = 1.0, maximum light weight = 25kg)
- All dimensions shown are nominal.

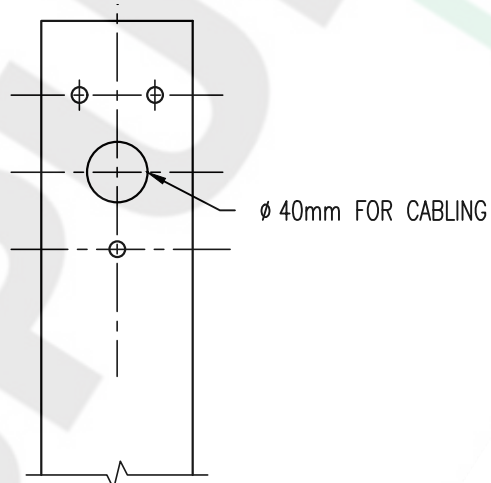
NOTE: On provision of the relevant geotechnical report, Spunlite can design specific foundations for each project. This service will incur an additional cost. Alternatively Spunlite recommends the engagement of a registered consulting engineer where upon Spunlite will supply all loadings.



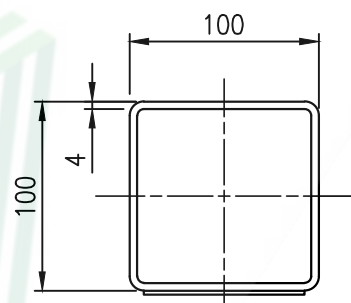
COMPLETE ASSEMBLED VIEW
SCALE 1:30



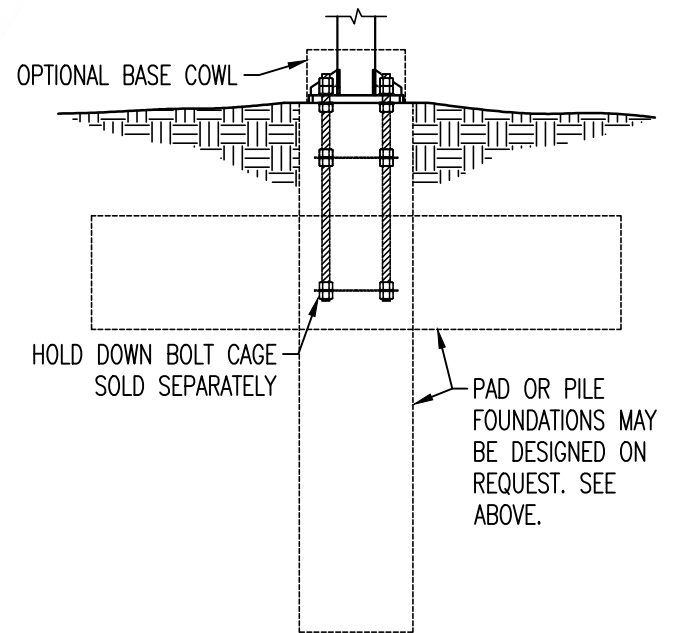
BASE FLANGE
SCALE 1:5



STANDARD SPIGOT ATTACHMENT DETAIL
SCALE 1:5
*SPIGOT SOLD SEPARATELY



DOOR & ARM ORIENTATION
SCALE 1:4



TYPICAL FLANGE-BASED FOUNDATION
SCALE 1:20

ESTIMATED WEIGHT = 98KG

Rev	Amendment Description	By	Chk	Date	DESIGN PARAMETERS:
1	SECOND PRODUCTION ISSUE	SG	MV	21.01.20	Design Working Life: 25 Importance Level: 1 Wind Region: A Terrain Category: 2 Site Elevation: <350m
					PRODUCT NUMBER: SRSHSFB/07G
					DRG.SIZE: A3
					SCALE: AS SHOWN
					SHEET: C1 SHT 01/01
					REVISION: 1



PRODUCT: STANDARD RANGE

TITLE: 7M SHS (4MM) FLANGE-BASED POLE SINGLE SIDE MOUNT

SPUNLITE POLES LTD AND OR WINDSOR URBAN LTD CLAIM AUTHORSHIP OF THIS WORK & RETAIN INTELLECTUAL & ARTISTIC COPYRIGHT