

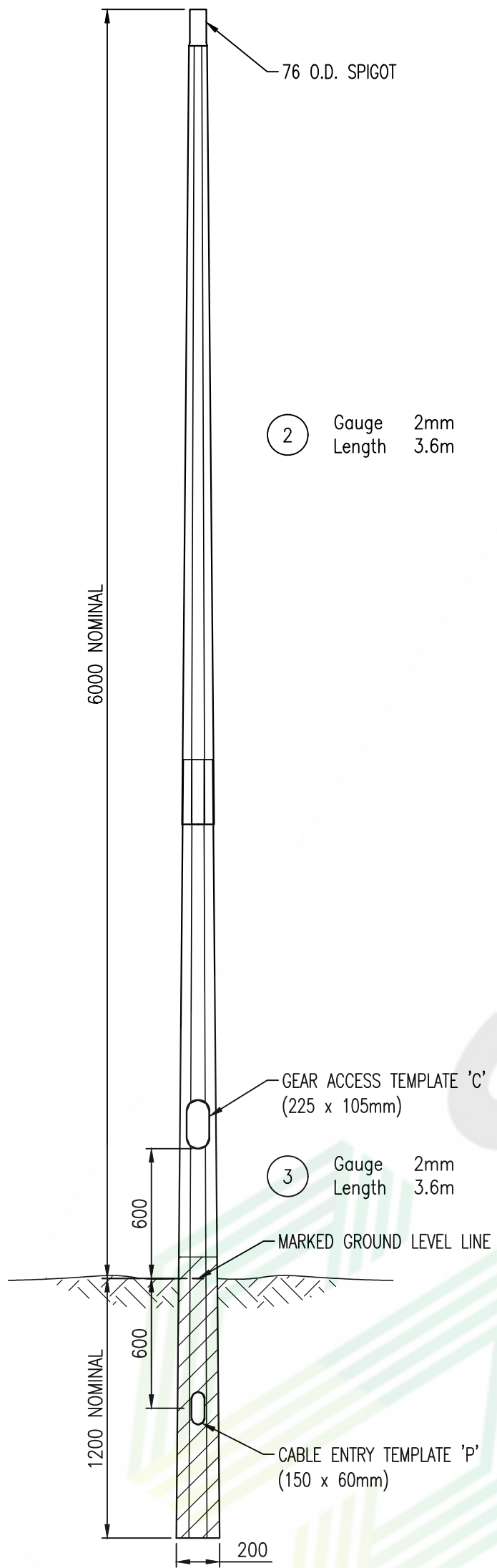
THIS POLE IS RATED FOR A COMBINED LOADING OF 60KG WITH UP TO A 0.6m² SAIL AREA (SEE DESIGN PARAMETERS BELOW)

IF YOU REQUIRE A GREATER LOADING OR ARE OUTSIDE OF THE DESIGN PARAMETERS PLEASE CONTACT SPUNLITE POLES TO CHECK CALCULATIONS

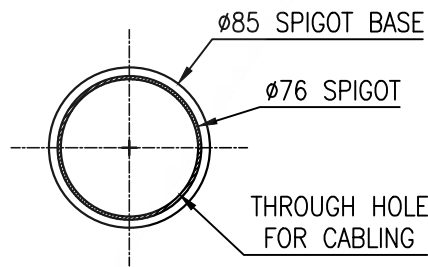
Structural Notes

- Minimum Ultimate soil bearing pressure to be 100 kPa and Ultimate Shear Capacity of 40 kPa (a site evaluation by a qualified Civil/Geotechnical Engineer is advisable).
- Client to provide orientation and location.
- Client to provide conduit for cable entry as required.
- Contractor to check location of all services before commencing work.
- Hot dip galvanizing to AS/NZS 4680:2006 after fabrication.
- Only approved light fittings may be used, no additional attachments can be placed on pole without Spunlite's approval (maximum light size = 0.60m² with a cd = 1.0, maximum light weight = 60kg)
- Backfill hole with 10% cement stabilised AP40 fill, well compacted in 200mm layers or 25 MPa concrete.
- All dimensions shown are nominal.

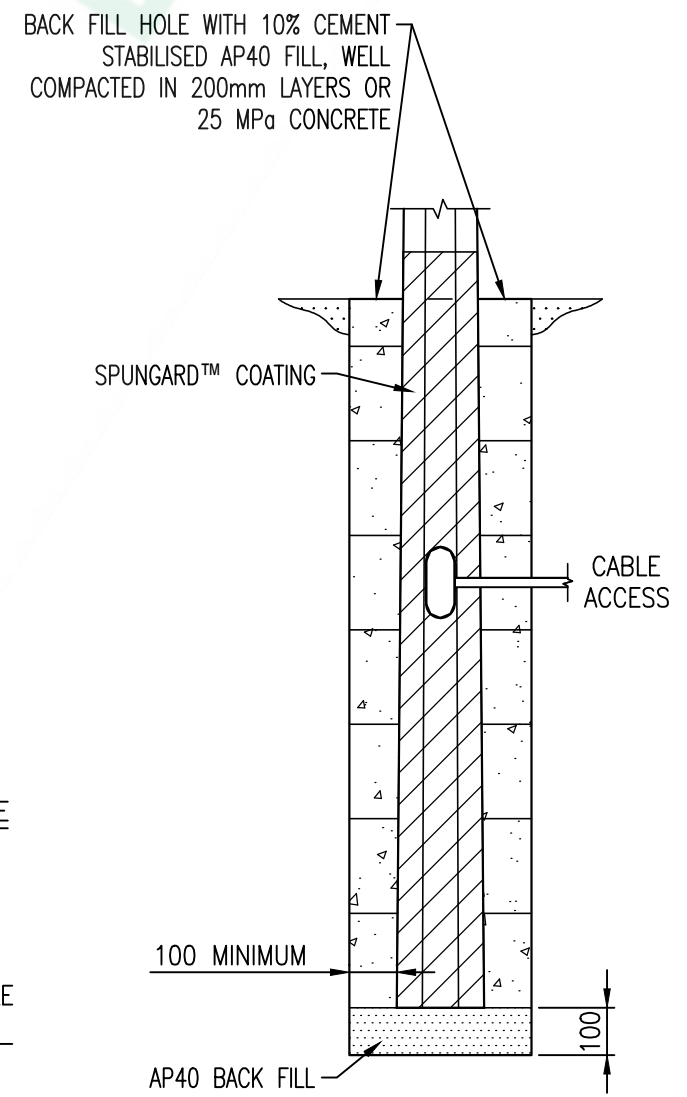
NOTE: On provision of the relevant geotechnical report, Spunlite can design specific foundations for each project. This service will incur an additional cost. Alternatively Spunlite recommends the engagement of a registered consulting engineer where upon Spunlite will supply all loadings.



COMPLETE ASSEMBLED VIEW
SCALE 1:25



TOP MOUNTED SPIGOT PLAN VIEW
SCALE 1:4



TYPICAL GROUND-PLANTED FOUNDATION
SCALE 1:16

ESTIMATED WEIGHT = 54KG

Rev	Amendment Description	By	Chk	Date	DESIGN PARAMETERS:
1	SECOND PRODUCTION ISSUE	SG	DC	25.08.20	Design Working Life: 25 Importance Level: 1 Wind Region: A Terrain Category: 2 Site Elevation: <350m
					PRODUCT NUMBER: SRFG/06S
					DRG.SIZE: A3
					SCALE: AS SHOWN
					SHEET: C1
					REVISION: 1



PRODUCT: STANDARD RANGE
TITLE: NOMINAL 6M OCT FLOODLIGHTING POLE GP W/ 76 O.D. SPIGOT AND SPUNGARD

SPUNLITE POLES LTD AND OR WINDSOR URBAN LTD CLAIM AUTHORSHIP OF THIS WORK & RETAIN INTELLECTUAL & ARTISTIC COPYRIGHT